

# SolaX Microinverter Accessories




Experience a hassle-free installation with easy, flexible, and reliable cable system

The SolaX microinverter cable system is a revolutionary cabling solution designed specifically for the A1-Micro 1 in 1, X1-Micro 2 in 1 and X1-Micro 4 in 1 series microinverters, which offers a simple and hassle-free installation experience in a PV system with one or multiple microinverters. The plug-and-play design ensures quick and reliable setup, making it easy for users to install. With the flexibility to mix and match connection cables of different sizes and lengths, the intended wiring configuration can be accomplished at a cost-effective price.

## Single-Microinverter Solution



## Multi-Microinverter Solution



## Features



### Reliable

- Lower error risks during field installation with Plug-and-play design
- Up to 600 V rated voltage of cable system



### Compatible

- Work with Connection Cables of different cable sizes
- Work seamlessly with SolaX Microinverters



### Efficient

- Handle current up to 40 A, allowing more microinverters to be connected in trunk cable and lowering system costs
- Improved internal design lowers connection resistance



### Simple

- Plug-and-play designs save installation time by 70% and no complex wiring and crimping

Contact Us for More Informations

www.solaxpower.com  
Global: +86 571-56260008

AU: +61 1300 476529  
DE: +49 6142 4091664

UK: +44 2476 586998  
NL: +31 (0) 852 737932



# Single-Microinverter Solution

## Field Connector



The Field Connector is specifically designed for PV systems with a single microinverter. Used to form the Plug and Play Cable, which facilitates a fast and straightforward electrical connection between the microinverter and the grid, serving as a convenient joining component.

## Plug and Play Cable



Plug and Play Cable is specifically designed for PV systems with a single microinverter. It consists of the field connector, AC cable, and plug. The field connector is connected to the microinverter connector, and the plug is connected to the household socket in accordance with local regulations.

## Technical Specifications

### Connector System Parameter

Pin number	2P + PE
Rated voltage	300 V
Rated current	12 A (Use 1.5 mm <sup>2</sup> copper cable)
Applicable cable specification	1.0 / 1.5 / 2.5 mm <sup>2</sup>
Applicable cable outer diameter	8.1 mm to 9.6 mm
Cable connection type	screw pressing
Ambient temperature range	-40°C to +85°C
Dimensions (L x W x H)	64 x 28 x 28 mm
Protection degree	IP68
Flame resistance degree	UL94-V0
Compliance	RoHS
Product standard	EN 61984 / UL 6703








### Plug and Play Cable Parameter

Consisting components	Field Connector + Cable + AC plug
Cable type	H07RN-F
Conductors cross-sectional area	1.5 mm <sup>2</sup>
Cable outer diameter	10.1±0.3 mm
AC Plug standard	EN 50525-2-21
Rated voltage	250 V
Rated current	12 A
Ambient temperature range	-40°C to +85°C
Compliance	RoHS

## Ordering Options

Model	Cable Length Between Connector and AC Plug	Number per Box	Box Dimensions (mm)
Field Connector	/	200	460×340×250 mm
Plug and Play Cable-500	5 m	20	460×340×250 mm

## Multi-Microinverter Solution

Standard	 <p><b>AC Trunk Cable</b> Consist of an AC Trunk Connector-M, an AC Trunk Connector-F and an AC cable, to connect the AC Trunk Connector</p>	 <p><b>AC Trunk Connector</b> Consist of an AC Trunk Connector-M, an AC Trunk Connector-F and Microinverter connector, to connect the microinverter's AC output to the AC Trunk, as well as to join together multiple AC Trunk Cables to create the AC Trunk</p>
	 <p><b>AC Trunk End Cap</b> Used to protect vacant AC Trunk Connector - M</p>	 <p><b>AC Trunk Port Disconnect Tool</b> A versatile tool that can be used to take apart connectors, tighten nuts, and loosen nuts</p>
Select one	 <p><b>Connector-M</b> Used to form the AC cable into an AC End Cable or AC Trunk Cable, which completes the connection between the end of the AC Trunk and the distribution box.</p>	 <p><b>AC End Cable-M</b> Consist of an AC Connector - M and a cable, to connect the microinverter branch to the distribution box</p>
Optional	 <p><b>Connector-F</b> Used to form the AC cable into an AC End Cable or AC Trunk Cable, which completes the connection between the end of the AC Trunk and the distribution box.</p>	

## Technical Specifications

### Connector System Parameter

Pin number	2P + PE
Rated voltage	400 V
Rated current	40 A
Max. supported conductor sizes	6.0 mm <sup>2</sup>
Max. supported cable outer diameter	13.5 mm
Ambient temperature range	-40 °C to +85 °C
Protection degree	IP68
Flame resistance degree	UL94-V0
Compliance	RoHS
Product standard	IEC 61984

Cable System Parameter	
Cable type	TC-ER
Rated voltage	600 V
Conductor size	12AWG/10AWG
UV exposure rating	UL1581
Cable flame rating	According to IEC 60332-1-2
Ambient temperature range	-40 °C to +90 °C
Compliance	RoHS
Product standard	E335648(UL)

### Connector Ordering Options

Connector Model	Number per Box (PCS)	Box Dimensions (mm)
AC Trunk End Cap	300	460×340×250
AC Trunk Connector	200	460×340×250
AC Trunk Port Disconnect Tool	280	460×340×250
Connector-M	200	460×340×250
Connector-F	200	460×340×250
AC End Connector-12 (Lock screw version)	200	460×340×250
AC End Connector-10 (Lock screw version)	200	460×340×250

Connection Cable Model	Conductors Cross Sectional Area	Rated Current @30 °C ※	Cable Length Between Connectors ※※	Minimum Bending Radius	Number Per Box	Box Dimensions
AC Trunk Cable-10-240	3 × 6.0 mm <sup>2</sup>	40A	2400 mm	65 mm	15 PCS	460×340×250 mm
AC Trunk Cable-10-200	3 × 6.0 mm <sup>2</sup>	40A	2000 mm	65 mm	15 PCS	460×340×250 mm
AC Trunk Cable-10-160	3 × 6.0 mm <sup>2</sup>	40A	1600 mm	65 mm	15 PCS	460×340×250 mm
AC Trunk Cable-10-120	3 × 6.0 mm <sup>2</sup>	40A	1200 mm	65 mm	15 PCS	460×340×250 mm
AC Trunk Cable-12-240	3 × 4.0 mm <sup>2</sup>	32A	2400 mm	60 mm	15 PCS	460×340×250 mm
AC Trunk Cable-12-200	3 × 4.0 mm <sup>2</sup>	32A	2000 mm	60 mm	15 PCS	460×340×250 mm
AC Trunk Cable-12-160	3 × 4.0 mm <sup>2</sup>	32A	1600 mm	60 mm	15 PCS	460×340×250 mm
AC Trunk Cable-12-120	3 × 4.0 mm <sup>2</sup>	32A	1200 mm	60 mm	15 PCS	460×340×250 mm
AC End Cable-M10-500	3 × 6.0 mm <sup>2</sup>	40A	5000 mm	65 mm	15 PCS	460×340×250 mm
AC End Cable-M12-500	3 × 4.0 mm <sup>2</sup>	32A	5000 mm	60 mm	15 PCS	460×340×250 mm

※: Rated Current @55 °C: The given value is typical at 30°C temperature and may differ at different temperatures. To calculate the actual current carrying capacity of the cable at other temperatures, please contact SolaX technical team for more details. Please comply with local standards when designing and installing cables.

※ ※: Cable length can be customized. Please contact SolaX sales team for more details.